Pin数	尺寸A	尺寸B	尺寸C
2×5	8.00	11.00	12.65
2×6	10.00	13.00	14.65
2×7	12.00	15.00	16.65
2×8	14.00	17.00	18.65
2×9	16.00	19.00	20.65
2×10	18.00	21.00	22.65
2×11	20.00	23.00	24.65
2×12	22.00	25.00	26.65
2×13	24.00	27.00	28.65
2×14	26.00	29.00	30.65
2×15	28.00	31.00	32.65
2×16	30.00	33.00	34.65
2×17	32.00	35.00	36.65
2×18	34.00	37.00	38.65
2×19	36.00	39.00	40.65
2×20	38.00	41.00	42.65
2×21	40.00	43.00	44.65
2×22	42.00	45.00	46.65
2×23	44.00	47.00	48.65
2×24	46.00	49.00	50.65
2×25	48.00	51.00	52.65
2×26	50.00	53.00	54.65
2×27	52.00	55.00	56.65
2×28	54.00	57.00	58.65
2×29	56.00	59.00	60.65
2×30	58.00	61.00	62.65
2×31	60.00	63.00	64.65
2×32	62.00	65.00	66.65
2×33	64.00	67.00	68.65
2×34	66.00	69.00	70.65
2×35	68.00	71.00	72.65
2×36	70.00	73.00	74.65
2×37	72.00	75.00	76.65
2×38	74.00	77.00	78.65
2×39	76.00	79.00	80.65
2×40	78.00	81.00	82.65

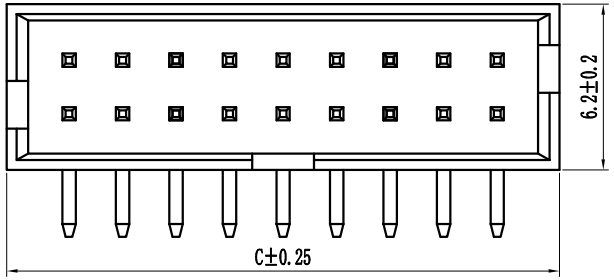

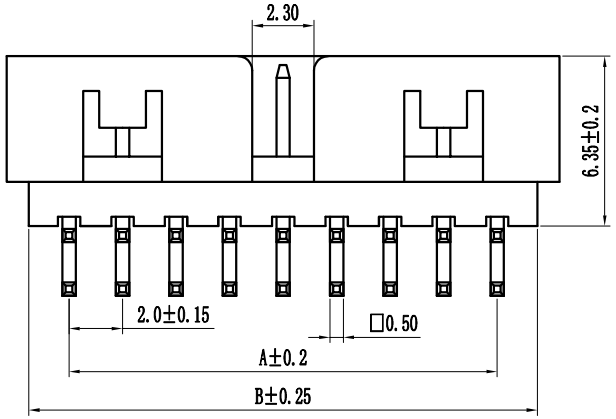

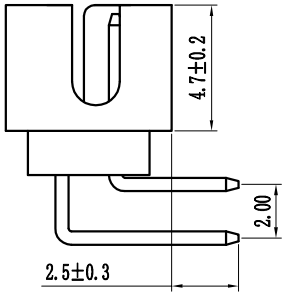

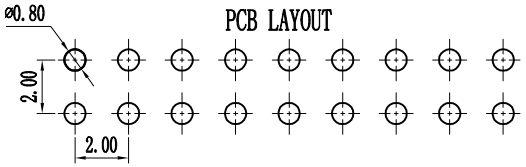

技术规范:

额定电流 : 1.5AMP

适用温度 : -40℃to+105℃

接触电阻 : 20mΩ Max

绝缘电阻 : 1000MΩ Min

耐电压 : AC500V

绝缘材料 : Polyester (UL94V-0)
Standard:PA-6T

端子材质 : Brass

电镀规范 : Au or Sn Over 50u″ Ni

F a－10—1－2－5p－a－a－s－D－0

排母系列	间距	塑高	双塑	单排	PIN位	电镀	材质	角度	端子	备注
	a-0.8mm		1-单塑	1-单排	1~40P/50P	A-1u″	A-PBT	S=180°	22.5mm即是225	0-3.0
	b-1.0mm		2-双塑	2-双排	2~40/50P	B-3u″	B-PA46	R=90°	11.6mm即是116	1-3.0/6.0(双塑)
	c-1.27mm		3-三塑	3-三排	3~40/50P	C-5u″	C-PA6T	M=SMT	12.2mm即是122	2-3.0/3.0(双塑)
	d-2.0mm			4-四排	4~40/50P	D-10u″	D-PA9T	Z=Z型	00Y=排母Y型端子	3-2.8/4.0(双塑)
	e-2.5mm					E-15u″	E-LCP	Y=135°	00U=排母U型端子	4-2.6/3.5(双塑)
	f-2.54mm					F-30u″		L=卧式SMT	00P=排母封口端子	其它另做说明
	g-3.96mm					S-镀锡			00Q=排母四面包端子	
	h-5.08mm					H-半金锡			注：长短针以短针计	

TOLERANCE:
X. ±XXX
.X ±0.20
.XX ±0.10
ANG.

ST 上海狮拓电子科技有限公司

產品名稱:

產品料號:

THIRD ANGLE PROJECTION

簽名 _____
日期 _____
審核 _____
日期 _____

客戶确認

□承認 _____ 日期 _____

□取回 _____ 日期 _____

2.0间距简牛，90°，塑高6.35mm
Spec: 2.0mm Box Header, Right Angle
Positions: 6~68
Plastic Height: 6.35mm