Pin数	尺寸A	尺寸B	尺寸C
2×6	6.35	27.32	14.42
2×8	8.89	29.86	16.96
2×10	11.43	32.40	19.50
2×12	13.97	34.94	22.04
2×14	16.51	37.48	24.58
2×16	19.05	40.02	27.12
2×18	21.59	42.56	29.66
2×20	24.13	45.10	32.20
2×22	26.67	47.64	34.74
2×24	29.21	50.18	37.28
2×26	31.75	52.72	39.82
2×28	34.29	55.26	42.36
2×30	36.83	57.80	44.90
2×32	39.37	60.34	47.44
2×34	41.91	62.88	49.98
2×36	44.45	65.42	52.52
2×38	46.99	67.96	55.06
2×40	49.53	70.50	57.60
2×42	52.07	73.04	60.14
2×44	54.61	75.58	62.68
2×46	57.15	78.12	65.22
2×48	59.69	80.66	67.76
2×50	62.23	83.20	70.30
2×52	64.77	85.74	72.84
2×54	67.31	88.28	75.38
2×56	69.85	90.82	77.92
2×58	72.39	93.36	80.46
2×60	74.93	95.90	83.00

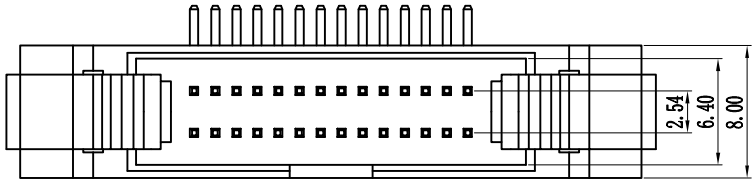

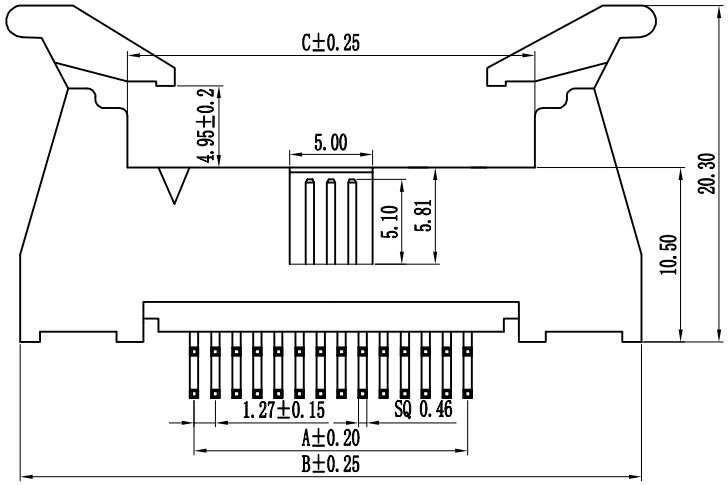

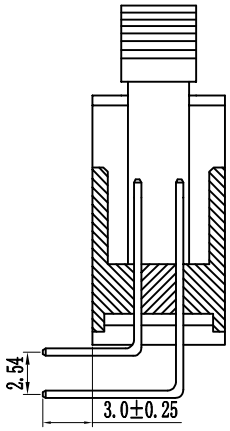

技术规范:

额定电流 : 1AMP

适用温度 : -40℃to+105℃

接触电阻 : 20mΩ Max

绝缘电阻 : 1000MΩ Min

耐电压 : AC 500V

绝缘材料 : Polyester (UL94V-0)
Standard:PBT

端子材质 : Brass

电镀规范 : Au or Sn Over 50u″ Ni

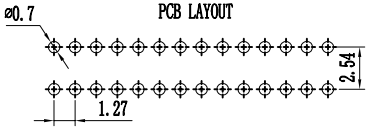

F a－10—1－2－5p－a－a－s－D－0

排母系列	间距	塑高	双塑	单排	PIN位	电镀	材质	角度	端子	备注
	a-0.8mm		1-单塑	1-单排	1~40P/50P	A-1u″	A-PBT	S=180°	22.5mm即是225	0-3.0
	b-1.0mm		2-双塑	2-双排	2~40/50P	B-3u″	B-PA46	R=90°	11.6mm即是116	1-3.0/6.0(双塑)
	c-1.27mm		3-三塑	3-三排	3~40/50P	C-5u″	C-PA6T	M=SMT	12.2mm即是122	2-3.0/3.0(双塑)
	d-2.0mm			4-四排	4~40/50P	D-10u″	D-PA9T	Z=Z型	00Y=排母Y型端子	3-2.8/4.0(双塑)
	e-2.5mm					E-15u″	E-LCP	Y=135°	00U=排母U型端子	4-2.6/3.5(双塑)
	f-2.54mm					F-30u″		L=卧式SMT	00P=排母封口端子	其它另做说明
	g-3.96mm					S-镀锡			00Q=排母四面包端子	
	h-5.08mm					H-半金锡			注：长短针以短针计	

TOLERANCE:
X. ±XXX
.X ±0.20
.XX ±0.10
ANG.

STO 上海狮拓电子科技有限公司

產品名稱:

產品料號:

THIRD ANGLE PROJECTION

簽名 _____
日期 _____
審核 _____
日期 _____

客戶确認

□承認 _____ 日期 _____

□取回 _____ 日期 _____

1.27mm×2.54mm间距牛角，90°，立高10.5mm
Spec: 1.27mm Ejector Header, Dual Row , 90°
Positions: 2×6~2×40
Plastics Height: 10.5mm