Pin数	尺寸A	尺寸B
2×2	2.0	4.5
2×3	4.0	6.5
2×4	6.0	8.5
2×5	8.0	10.5
2×6	10.0	12.5
2×7	12.0	14.5
2×8	14.0	16.5
2×9	16.0	18.5
2×10	18.0	20.5
2×11	20.0	22.5
2×12	22.0	24.5
2×13	24.0	26.5
2×14	26.0	28.5
2×15	28.0	30.5
2×16	30.0	32.5
2×17	32.0	34.5
2×18	34.0	36.5
2×19	36.0	38.5
2×20	38.0	40.5
2×21	40.0	42.5
2×22	42.0	44.5
2×23	44.0	46.5
2×24	46.0	48.5
2×25	48.0	50.5
2×26	50.0	52.5
2×27	52.0	54.5
2×28	54.0	56.5
2×29	56.0	58.5
2×30	58.0	60.5
2×31	60.0	62.5
2×32	62.0	64.5
2×33	64.0	66.5
2×34	66.0	68.5
2×35	68.0	70.5
2×36	70.0	72.5
2×37	72.0	74.5
2×38	74.0	76.5
2×39	76.0	78.5
2×40	78.0	80.5

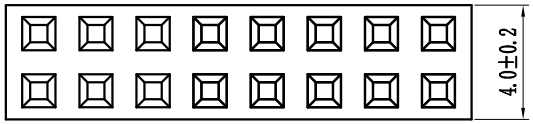

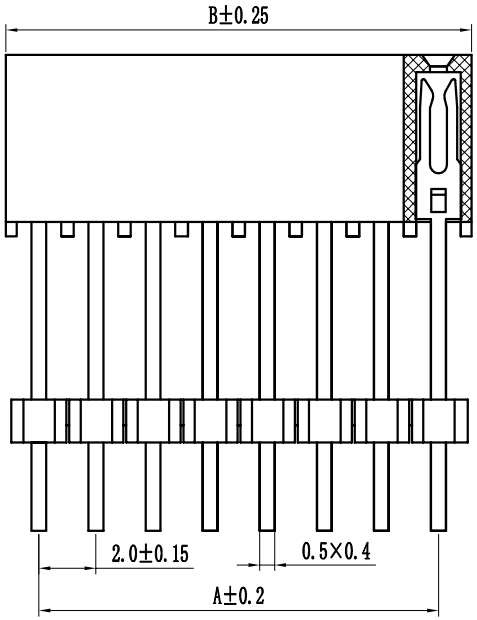

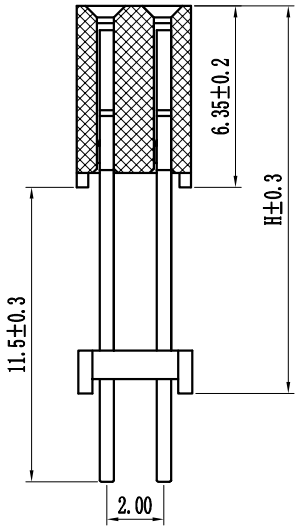

PCB LAYOUT



技术规范:

额定电流 : 1.5AMP

适用温度 : -40℃to+105℃

接触电阻 : 20mΩ Max

绝缘电阻 : 1000MΩ Min

耐电压 : AC 500V

绝缘材料 : Polyester (UL94V-0)
Standard:PA-6T

端子材质 : Bronze

电镀规范 : Au or Sn Over 50u″ Ni

F a－10—1－2－5p－a－a－s－D－0

排母系列	间距	塑高	双塑	单排	PIN位	电镀	材质	角度	端子	备注
	a-0.8mm		1-单塑	1-单排	1~40P/50P	A-1u″	A-PBT	S=180°	22.5mm即是225	0-3.0
	b-1.0mm		2-双塑	2-双排	2~40/50P	B-3u″	B-PA46	R=90°	11.6mm即是116	1-3.0/6.0(双塑)
	c-1.27mm		3-三塑	3-三排	3~40/50P	C-5u″	C-PA6T	M=SMT	12.2mm即是122	2-3.0/3.0(双塑)
	d-2.0mm			4-四排	4~40/50P	D-10u″	D-PA9T	Z=Z型	00Y=排母Y型端子	3-2.8/4.0(双塑)
	e-2.5mm					E-15u″	E-LCP	Y=135°	00U=排母U型端子	4-2.6/3.5(双塑)
	f-2.54mm					F-30u″		L=卧式SMT	00P=排母封口端子	其它另做说明
	g-3.96mm					S-镀锡			00Q=排母四面包端子	
	h-5.08mm					H-半金锡			注：长短针以短针计	

TOLERANCE:
X. ±XXX
.X ±0.20
.XX ±0.10
ANG.

ST 上海狮拓电子科技有限公司

產品名稱:

產品料號:

THIRD ANGLE PROJECTION

簽名 _____
日期 _____
審核 _____
日期 _____

客戶确認

□承認 _____ 日期 _____

□取回 _____ 日期 _____

2.0mm双排母，DIP，塑高6.35+2.0mm
Spec: 2.0mm Female Header, Dual Row , Straight
Positions: 2×3~2×40
Plastics Height: 6.35+2.0mm