Pin数	尺寸A	尺寸B
1X2	1.27	2.94
1X3	2.54	4.21
1X4	3.81	5.48
1X5	5.08	6.75
1X6	6.35	8.02
1X7	7.62	9.29
1X8	8.89	10.56
1X9	10.16	11.83
1X10	11.43	13.10
1X11	12.70	14.37
1X12	13.97	15.64
1X13	15.24	16.91
1X14	16.51	18.18
1X15	17.78	19.45
1X16	19.05	20.72
1X17	20.32	21.99
1X18	21.59	23.26
1X19	22.86	24.53
1X20	24.13	25.80
1X21	25.40	27.07
1X22	26.67	28.34
1X23	27.94	29.61
1X24	29.21	30.88
1X25	30.48	32.15
1X26	31.75	33.42
1X27	33.02	34.69
1X28	34.29	35.96
1X29	35.56	37.23
1X30	36.83	38.50
1X31	38.10	39.77
1X32	39.37	41.04
1X33	40.64	42.31
1X34	41.91	43.58
1X35	43.18	44.85
1X36	44.45	46.12
1X37	45.72	47.39
1X38	46.99	48.66
1X39	48.26	49.93
1X40	49.53	51.20
1X41	50.80	52.47
1X42	52.07	53.74
1X43	53.34	55.01
1X44	54.61	56.28
1X45	55.88	57.55
1X46	57.15	58.82
1X47	58.42	60.09
1X48	59.69	61.36
1X49	60.96	62.63
1X50	62.23	63.90

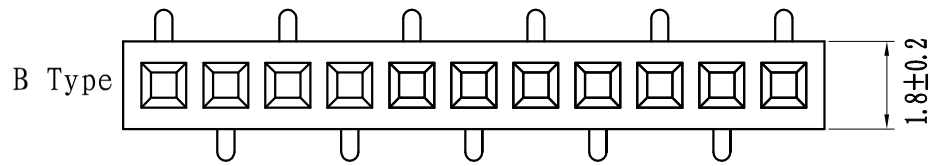

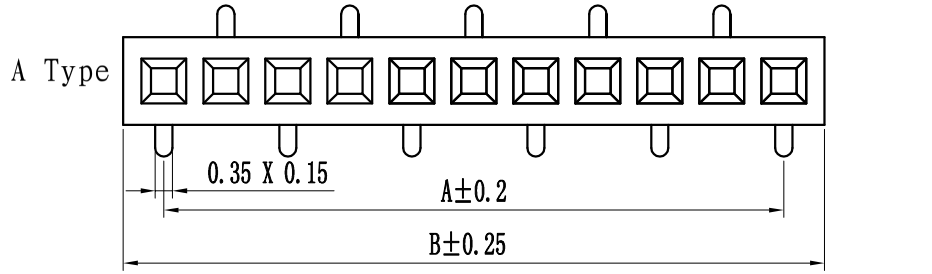

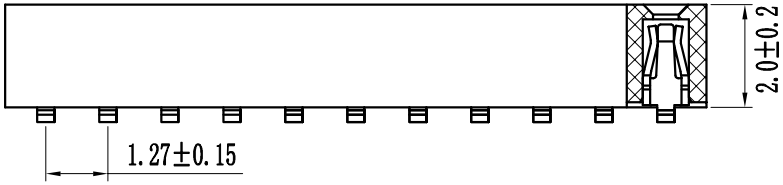

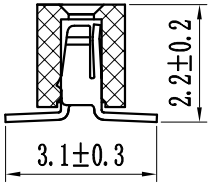

技术规范:

额定电流 : 1AMP

适用温度 : -40℃to+105℃

接触电阻 : 20mΩ Max

绝缘电阻 : 1000MΩ Min

耐电压 : AC 500V

绝缘材料 : Polyester (UL94V-0)
Standard:PA-6T

端子材质 : Bronze

电镀规范 : Au or Sn Over 50u″ Ni

PCB LAYOUT

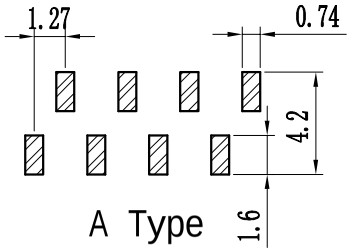

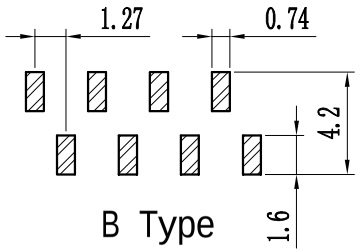

F a－10—1－2－5p－a－a－s－D－0

排母系列	间距	塑高	双塑	单排	PIN位	电镀	材质	角度	端子	备注
	a-0.8mm		1-单塑	1-单排	1~40P/50P	A-1u″	A-PBT	S=180°	22.5mm即是225	0-3.0
	b-1.0mm		2-双塑	2-双排	2~40/50P	B-3u″	B-PA46	R=90°	11.6mm即是116	1-3.0/6.0(双塑)
	c-1.27mm		3-三塑	3-三排	3~40/50P	C-5u″	C-PA6T	M=SMT	12.2mm即是122	2-3.0/3.0(双塑)
	d-2.0mm			4-四排	4~40/50P	D-10u″	D-PA9T	Z=Z型	00Y=排母Y型端子	3-2.8/4.0(双塑)
	e-2.5mm					E-15u″	E-LCP	Y=135°	00U=排母U型端子	4-2.6/3.5(双塑)
	f-2.54mm					F-30u″		L=卧式SMT	00P=排母封口端子	其它另做说明
	g-3.96mm					S-镀锡			00Q=排母四面包端子	
	h-5.08mm					H-半金锡			注：长短针以短针计	

TOLERANCE:
X. ±XXX
.X ±0.20
.XX ±0.10
ANG.

ST 上海狮拓电子科技有限公司

產品名稱:

產品料號:

THIRD ANGLE PROJECTION

簽名 _____
日期 _____
審核 _____
日期 _____

客戶确認

□承認 _____ 日期 _____

□取回 _____ 日期 _____

1.27mm单排母，SMT，塑高2.0mm
Spec: 1.27mm Female Header, Single Row , SMT
Positions: 1X2~1X50
Plastics Height: 2.0mm